



How to cut a precut Zipper with the desired measure?

Exercise: Taking a 20 cm zipper and turning it into a 17 cm – and applying zipper tabs on both endings!

1. We have here our zipper with 20 cm long:



2. First let's cut the little metal ending on one the side of the zipper:



3. Then we are measuring to see where the 17 cm stand on the other end. You can add a pin into it.




Cutting a Zipper


4. Pull the puller so it stands before the measure you are going to cut – so *the puller stays on the zipper after you cut it!* Then cut!



5. As you can see, now your zipper as a full length of 17 cm:



6. Insert the zipper tabs on both endings and you can now sew them!



Make sure that on the side the zipper is separated, both sides are really close together when pinning the zipper tab into it (green circle).